



# physIQ's Clinical Portal

Access in-depth, 24/7 patient-level data all under one portal

pinpointIQ's™ Clinical Portal arms healthcare specialists with a comprehensive set of tools to continually monitor remote patients' status and progress. The following set of tools allows specialists to make patient-specific decisions in near real time.

1

## Watchlist

From the Watchlist landing page, view your entire patient populations collection of physiological data and self-reported outcomes in one personalized screen. Collectively review all your patients translational views in one spot.

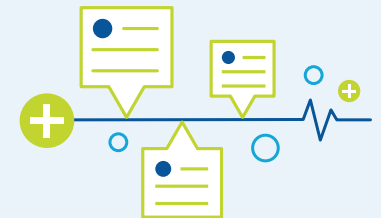


Review all patient-specific data like, MCI, Respiratory and Heart Rate, and Sleep on a timeline.

2

## Patient Dashboard

Analyze personalized patient-level data in one coherent timeline.



## Progress Notes and Markers

Make personalized, patient-level progress notes and set customized marker details to message you when patients' vitals show progress or deterioration.

## Clinician-Defined Events

View when patient-level rules have triggered, based upon clinician-defined rules, and which have been acknowledged.

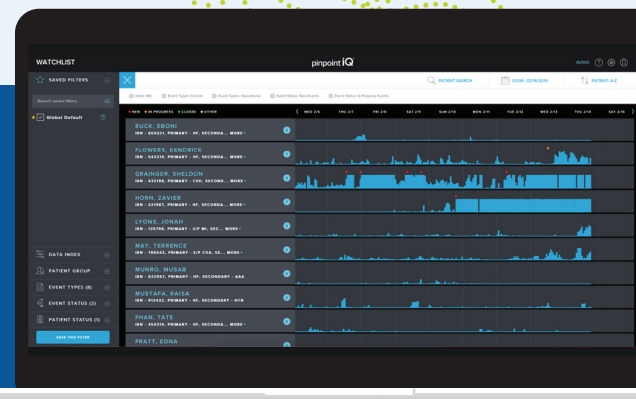




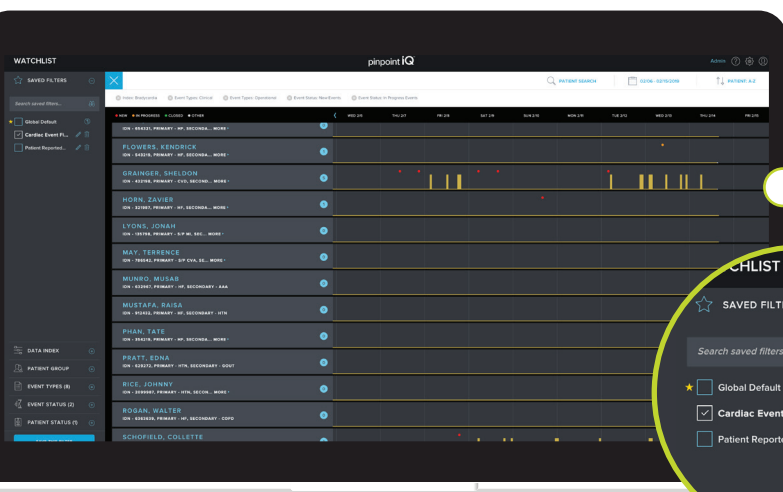
# physIQ's Watchlist

Review, manage, and analyze patient population data in a whole new way

As the home page of physIQ's pinpointIQ™ Clinical Portal, Watchlist provides a population-level view of all patients being monitored, enabling an efficient triage workflow for the busy clinician. Data from the last 10 days, provides never before insights into how patient-level data may have changed over time.

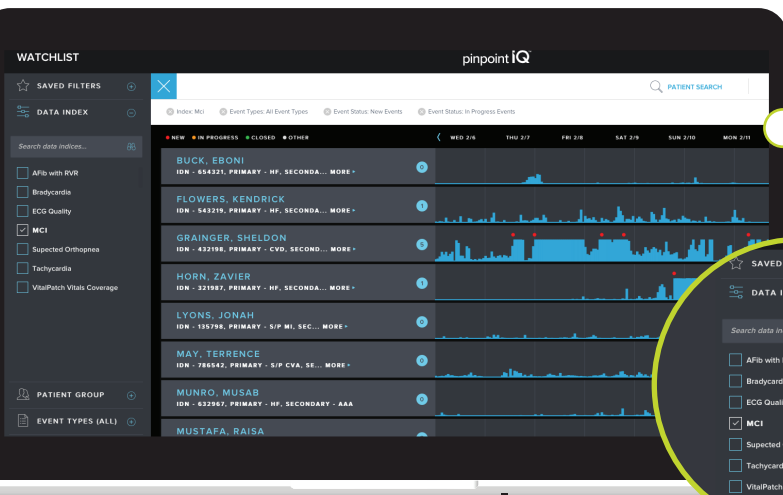


## physIQ's Watchlist Features



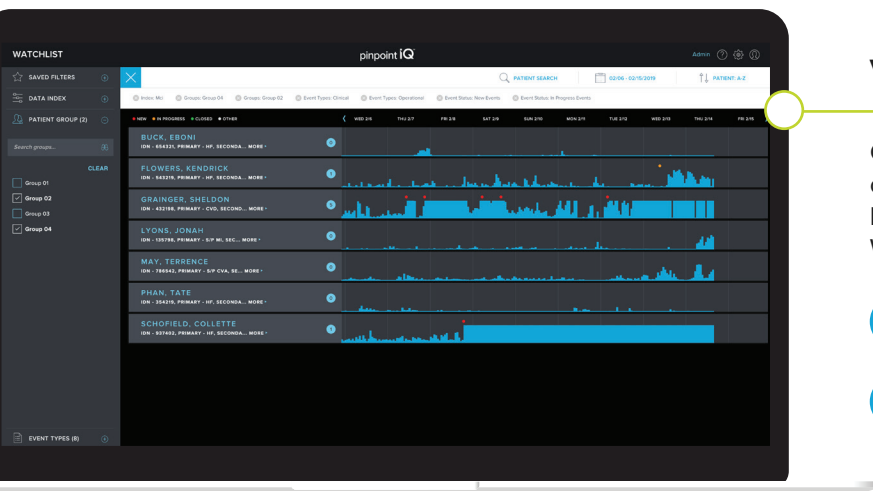
### Dive Deep Into Data

Select different views using powerful sorting, searching and filtering features, within a specific date or time for all active patients, using the built-in Watchlist utility bar.



### Discover the Full Toolkit

View data indices like MCI and A-Fib for added context as well as “sort” and “add” markers, make Progress Notes, and create event-based insights.



## View Data Your Way

Create and save customized Watchlist views based on your workflow and preferences. Multiple views can be created and saved for different patients. Once a Watchlist is created, it can be categorized by:

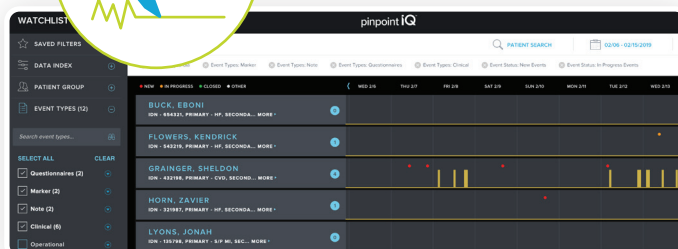
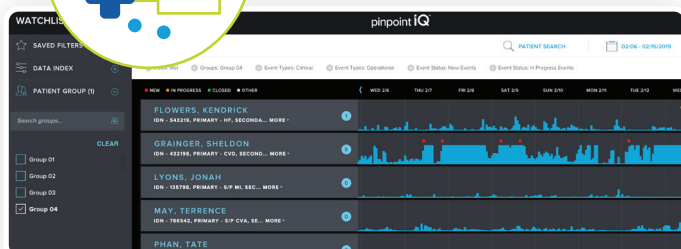
- 1 **Patient groups**
- 2 **Unique markers and identifiers**  
Healthcare specialists cite specific notes, details, and actions needed to examine relevant data-points further.



Patient Groups



Unique Markers + Identifiers



## Keep an Eye on Remote Patients' Status and Progress, 24/7

pinpointIQ™ Clinical Portal arms healthcare specialists with a comprehensive set of tools, including Watchlist, Patient Dashboard, Progress Notes and Markers, and Clinician-Defined Events, allowing them to make clinically based, patient-specific decisions anywhere, anytime.



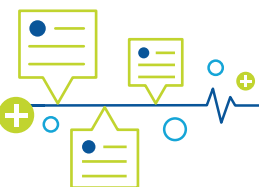
Watchlist



Patient Dashboard



Progress Notes + Markers



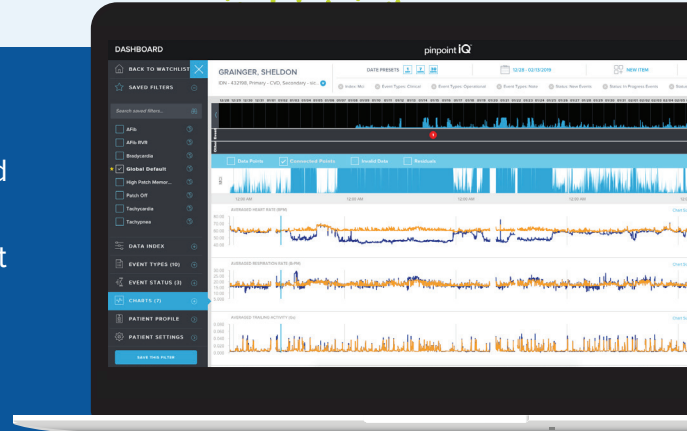
Clinician-Defined Events



# physIQ's Patient Dashboard

Dive in deeper from your Watchlist to focus on patient-specific personalized data

pinpointIQ™ displays all patient-specific data on a common 10-day timeline. By showing minute by minute vitals extracted from wearable biosensors, along with periodically collected data it provides a comprehensive visualization of your patient allowing healthcare specialists to review, manage, and analyze at a personal level.



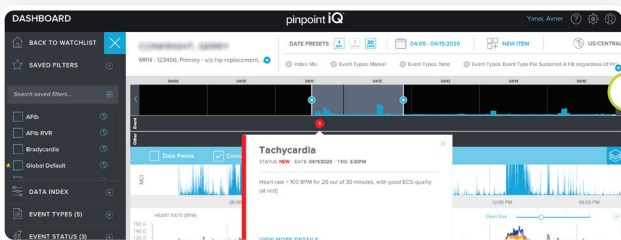
## All the Tools You Need to Navigate Patient Data with Ease

Make data and symptom review more insightful by drilling down from the Watchlist to a specific patient using the Dashboard's enterprise-level functionalities



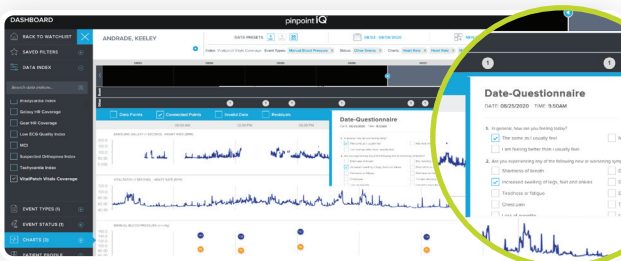
### Vital Data and Annotations

View minute by minute vitals and the results of physIQ's FDA cleared AI-based analytics using powerful visualization tools. View shorter or longer periods of time to further explore the patient's trajectory.



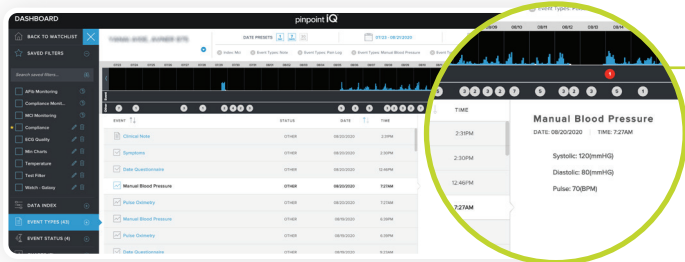
### Raw Telemetry

For more detailed analysis the user can drill down to the raw, telemetry signals, to verify determinations like A-Fib from a ECG trace.



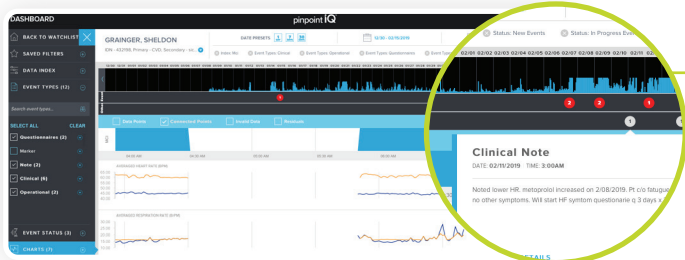
### Survey Data via ePRO

Review and analyze patients' survey answers by clicking on the icon shown on the timeline shown at the data and time it was entered.



## Point Measurements

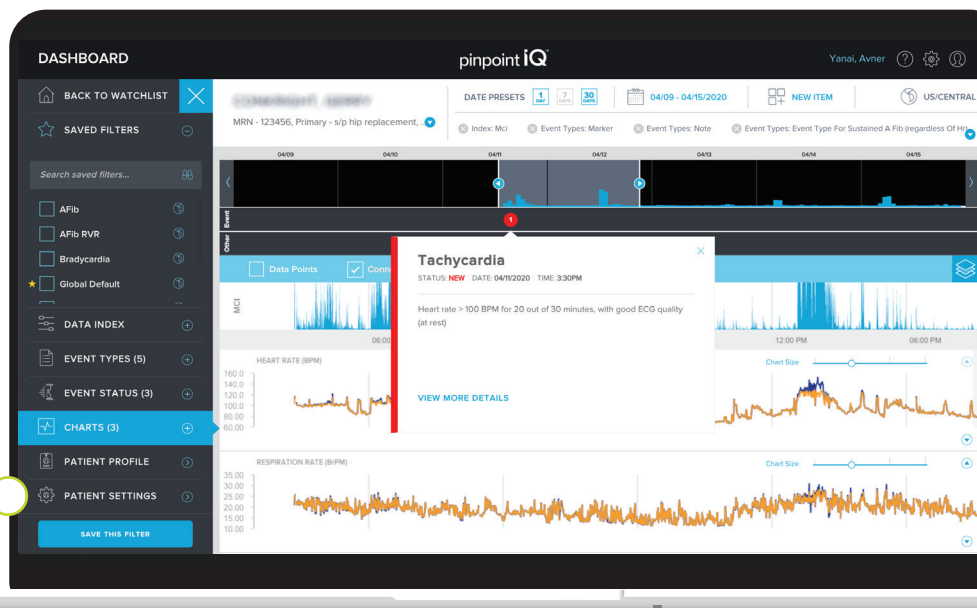
Examine your patients' self-reported point measurement values, shown with other date types to provide a holistic view and important context needed to make better clinical decisions.



## Markers and Notes

Also shown on the timeline are the results of Clinician Defined rules, which can be selected to see additional information and previously created Progress Notes to track patient trajectories.

Conveniently enroll, activate, and deactivate patients via the Patient Dashboard.



## Keep an Eye on Remote Patients' Status and Progress, 24/7

pinpointIQ™ Clinical Portal arms healthcare specialists with a comprehensive set of tools, including Watchlist, Patient Dashboard, Progress Notes and Markers, and Clinician-Defined Events, allowing them to make clinically based, patient-specific decisions anywhere, anytime.



Watchlist



Patient Dashboard



Progress Notes + Markers



Clinician-Defined Events





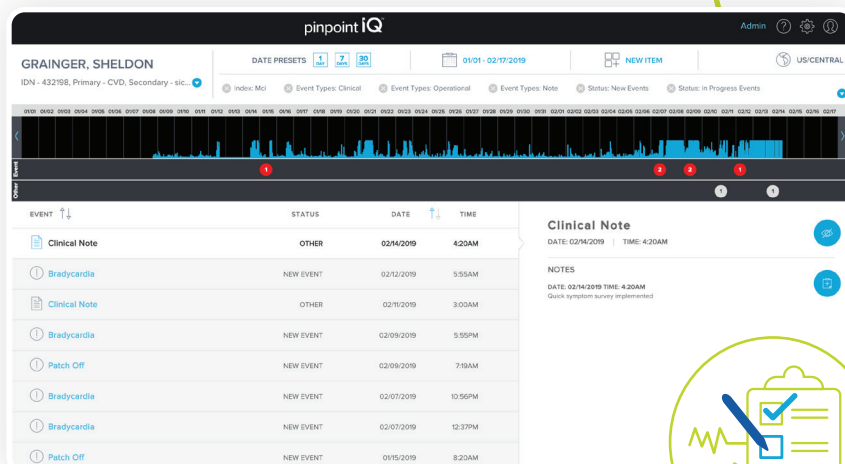
# physIQ's Progress Notes and Markers

Use assessment, examination, and note-taking to manage patient-level data

A fully interactive and customizable data collection and reporting tool, physIQ's pinpointIQ™ platform allows healthcare specialists to document and personalize patients' progress notes and create markers to identify follow-ups.

## physIQ's Progress Notes Features

Enter patient-level notes using combined data captured through answered questionnaires, surveys, biosensor data, and patient observations.

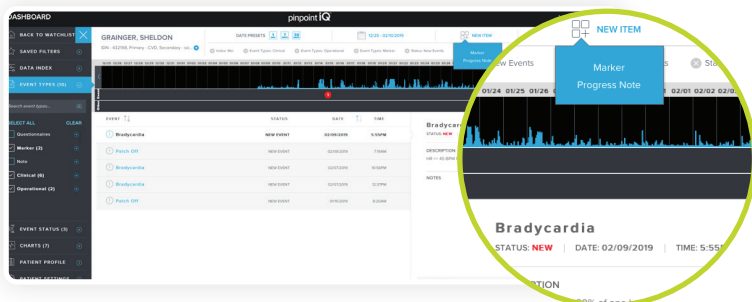


Create follow-ups, date annotations, clinician-based logs, and participant progress/deterioration notes, all based on data observation from a healthcare specialist's point of view.

# physIQ's Markers Features



**Utilize graphical views** showcasing vitals, telemetry signals, identifiers to look at watchlist, notes, and event and time-based detections.



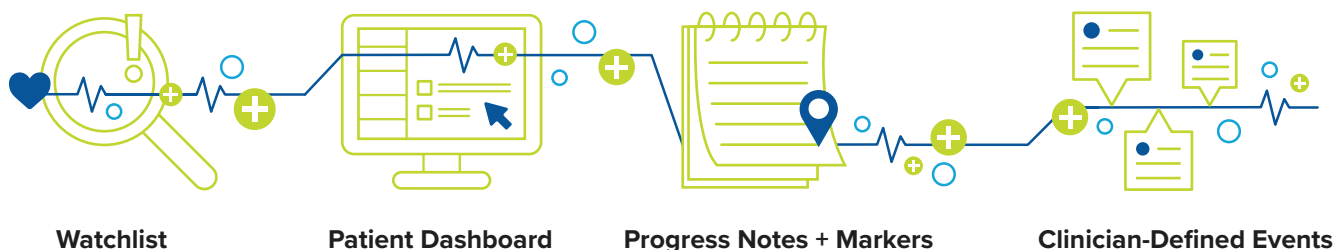
**Create individualized progress markers and notes** to identify specific events or self-reported patient outcomes that can help prioritize the need for additional communication, clarification, or patient-facing action.



**Use date and time-stamped progress notes** to define specific events as well as edit and create particular actions and notifications on observed anomalies.

## Keep an Eye on Remote Patients' Status and Progress, 24/7

pinpointIQ™ Clinical Portal arms healthcare specialists with a comprehensive set of tools, including Watchlist, Patient Dashboard, Progress Notes and Markers, and Clinician-Defined Events, allowing them to make clinically based, patient-specific decisions anywhere, anytime.

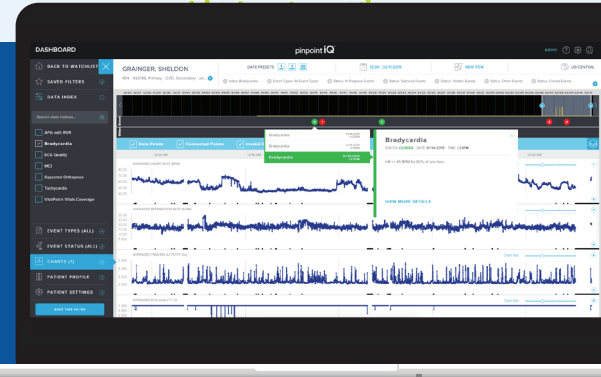




# physIQ's Clinician-Defined Events

Incredibly advanced and efficient, the results speak for themselves

physIQ's Clinician-Defined Events rules engine allows the healthcare specialists to determine what criteria and data types should be used to create an event for their patients', and to be shown within their portal.



## physIQ's Clinician-Defined Events Features

### Pattern Detection

Continuous data collection streams are vigilantly monitored by advanced analytics looking for clinically relevant patterns and measurements. Sensor "noise" or motion artifacts can confound decision making if not properly accounted. The Clinician-Defined rules can be customized to look for persistent patterns and filter out this sporadic noise.



### Exception-Based Efficiency

Turn data into actionable insight for escalation to healthcare specialists so they no longer have to continuously monitor patients' vitals.



### Highly Configurable

Healthcare specialists can designate the rule that is most important for their patient that will trigger an event for review and follow-up.



## Persistence-Aware

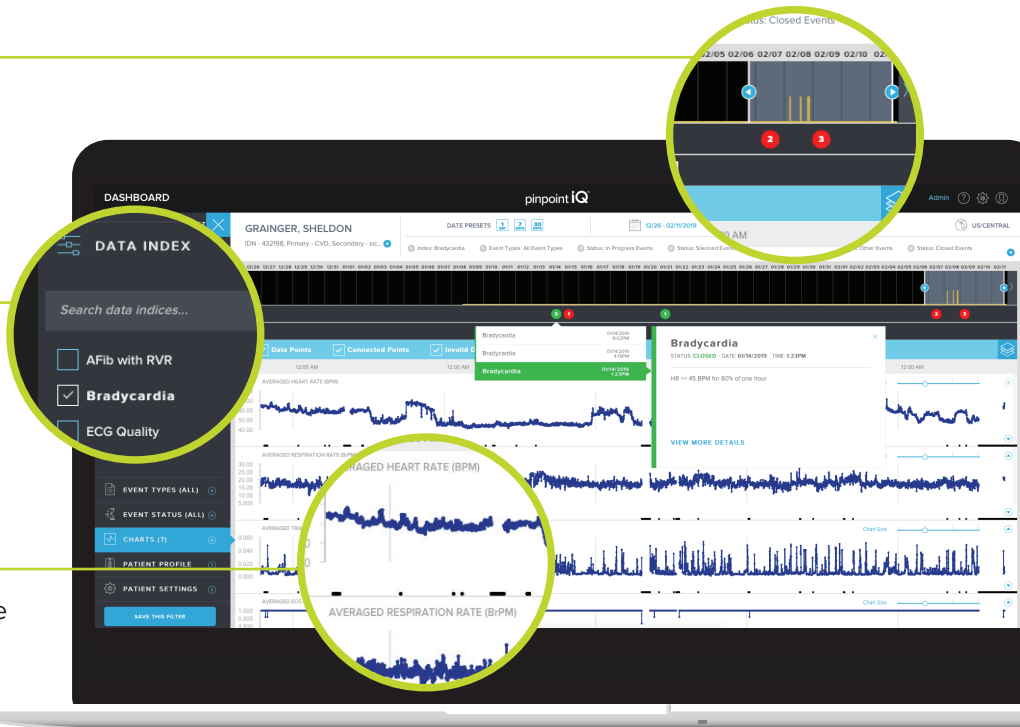
Clinical rules can be designed to require persistence before it becomes an event, saving healthcare specialists' valuable time.

## Noise Eliminating

Clinician-defined rules can be designed to consider the time of day, activity level and sleep/wake, and other conditions to zero in on what is clinically meaningful.

## Applied to Any Data Type

The rules engine can work with any available data streams or patient-provided point measurement to extract maximum insight.



## Enables Triggered Workflow Options

Events can be designed to trigger a triage workflow, specific to approved protocols of the institution. Events can also trigger a pinpointIQ™ action, like auto-sending a patient a questionnaire obtaining tremendous value in terms of contextual information, for analysis and review by the healthcare specialist. This workflow moves through configurable stages, from “new” to “under investigation” to “resolved/dismissed” or “escalated.”

## Keep an Eye on Remote Patients' Status and Progress, 24/7

pinpointIQ™ Clinical Portal arms healthcare specialists with a comprehensive set of tools, including Watchlist, Patient Dashboard, Progress Notes and Markers, and Clinician-Defined Events, allowing them to make clinically based, patient-specific decisions anywhere, anytime.



Watchlist



Patient Dashboard



Progress Notes + Markers



Clinician-Defined Events